

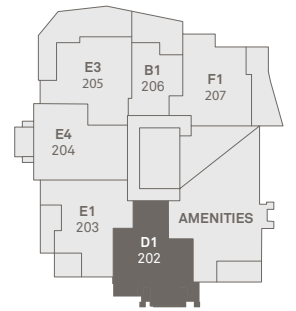
**D1**  
PLAN

BUILDING C  
2 BED 2 BATH

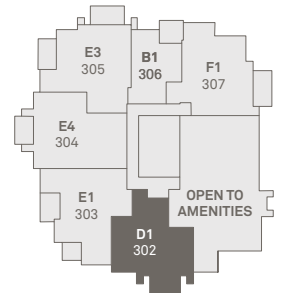


2 BED  
2 BATH

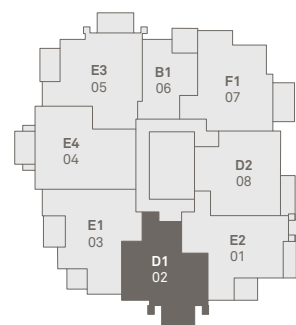
INDOOR 967 - 970 SQ.FT.  
OUTDOOR 102 - 104 SQ.FT.



LEVEL 2



LEVEL 3



LEVEL 4-10

